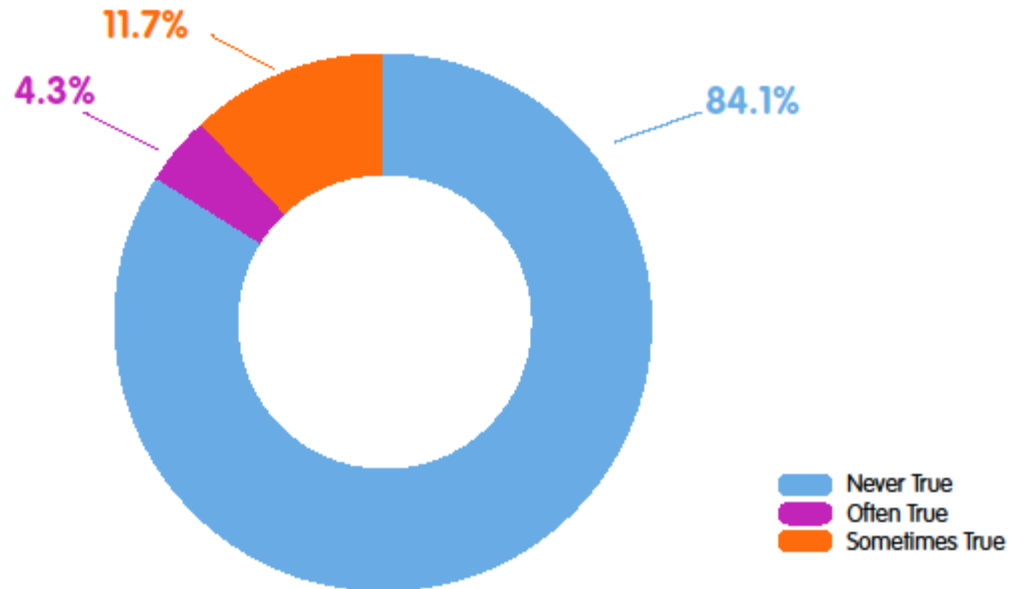


# Nutrition/Physical Activity

Food Insecurity, Family Meals, Fast Food, Physical Activity, Screen Time, Breastfeeding

## "The Food We Bought Just Didn't Last, and We Didn't Have Money to Get More"

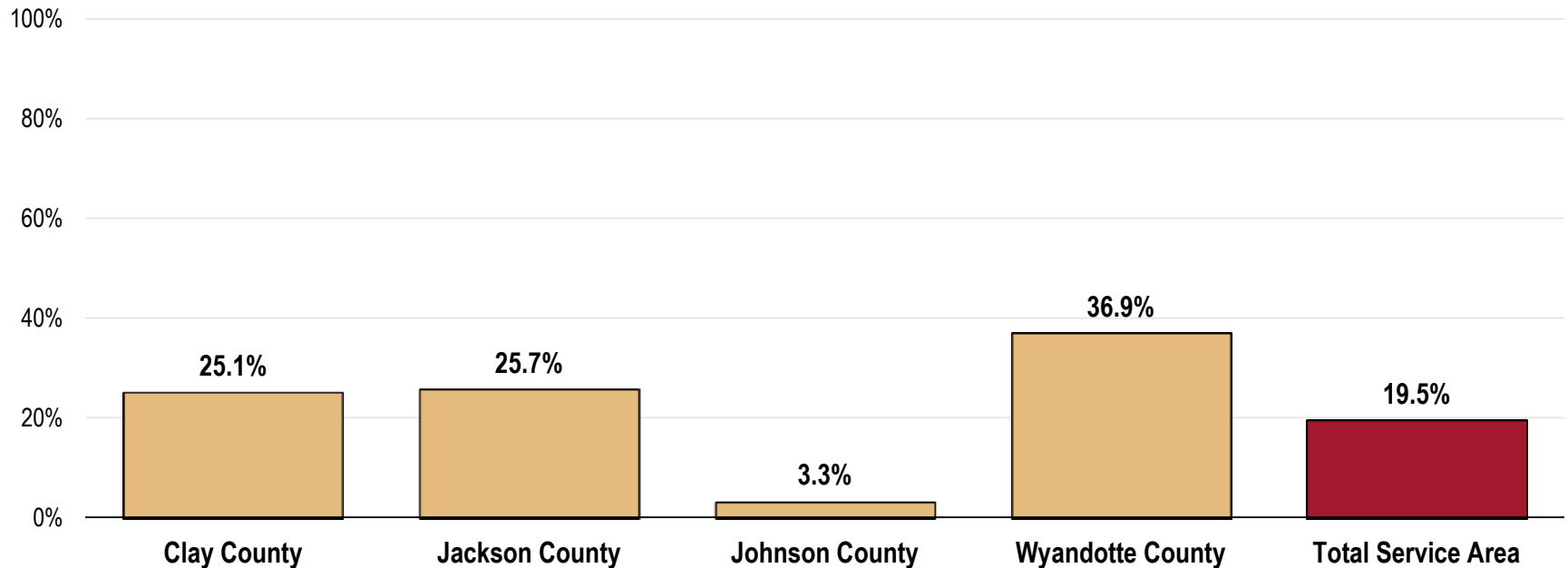
(Clay and Jackson Counties - MO & Johnson and Wyandotte Counties - KS, 2015)



Notes: • Children's Mercy Hospital Community Health Needs Assessment, 2016. [www.childrensmercy.com/AboutUs/Community\\_Health\\_Assessment](http://www.childrensmercy.com/AboutUs/Community_Health_Assessment)  
• Asked of all respondents.

Source: • 2015 PRC Child & Adolescent Health Survey, Professional Research Consultants, Inc. [Item 321]

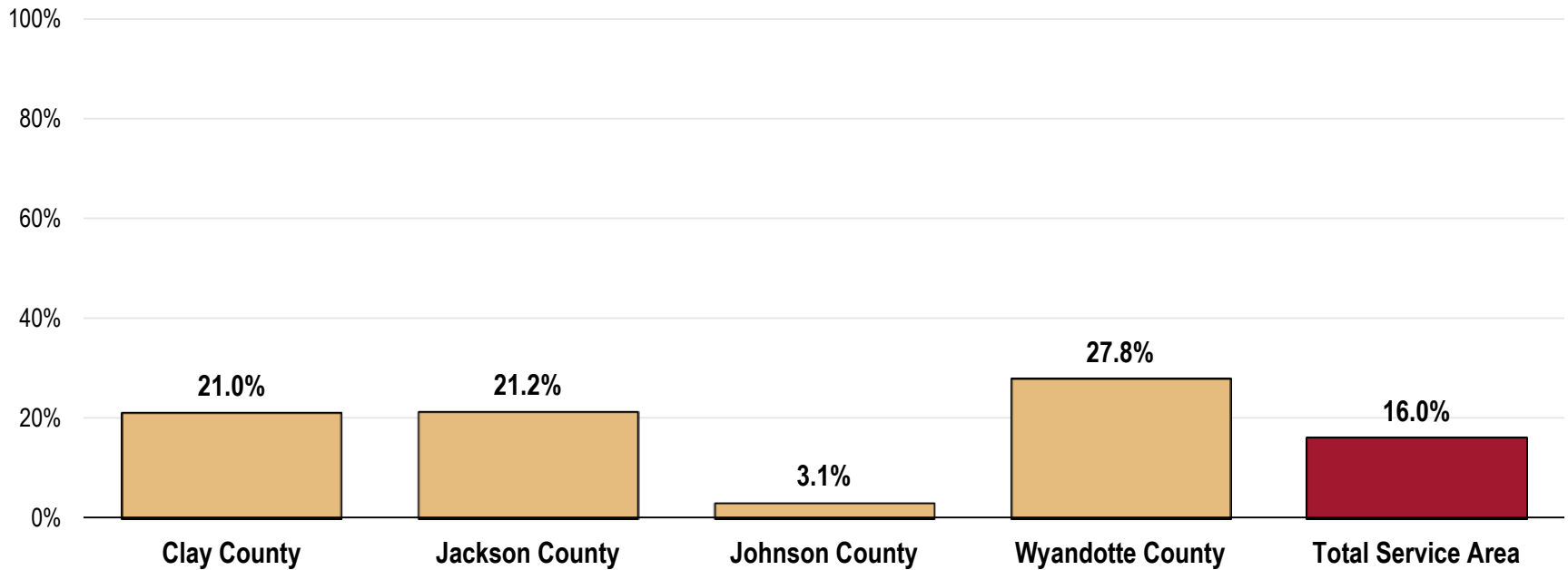
# “Often” or “Sometimes” Worried About Whether Food Would Run Out (Johnson & Wyandotte Counties, Kans. and Clay & Jackson Counties, Mo., Parents, 2015)



Notes: • Children's Mercy Hospital Community Health Needs Assessment, 2016. [www.childrensmercy/About.Us/Community\\_Health\\_Assessment](http://www.childrensmercy/About.Us/Community_Health_Assessment)  
• Asked of all respondents about a randomly selected child in the household.

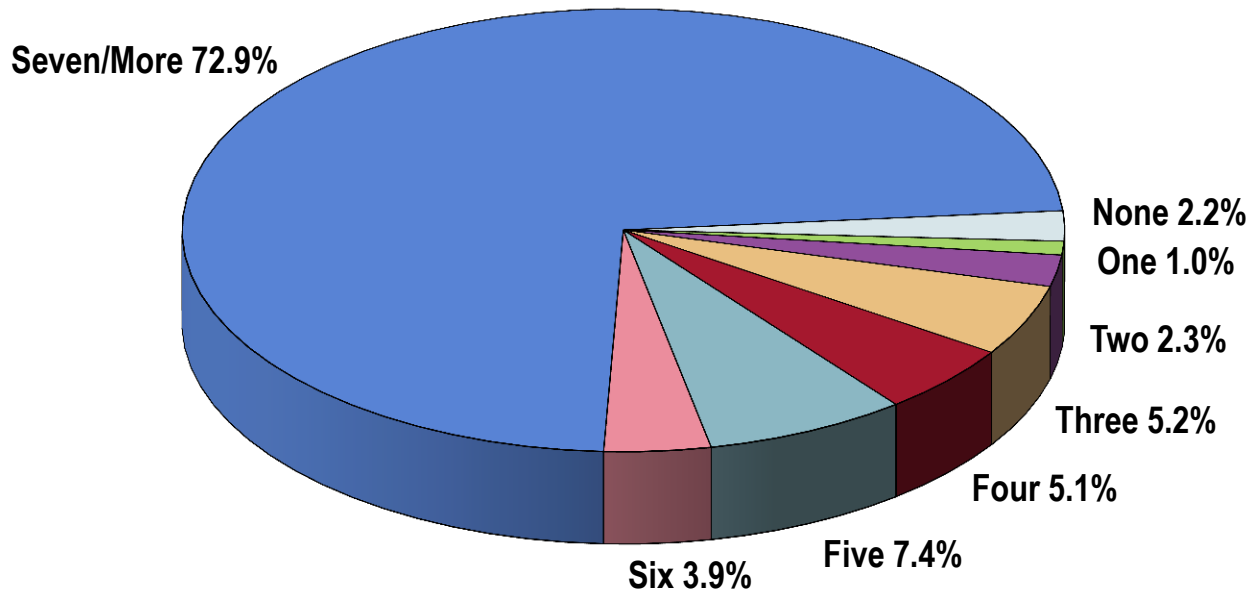
Source: • 2015 PRC Child & Adolescent Health Survey-Kansas City, Professional Research Consultants, Inc. [Items 326-333]

# “Often” or “Sometimes” The Food Didn’t Last and Didn’t Have Money (Johnson & Wyandotte Counties, Kans. and Clay & Jackson Counties, Mo., Parents, 2015)



Notes: • Children's Mercy Hospital Community Health Needs Assessment, 2016. [www.childrensmc.org/About/Us/Community\\_Health\\_Assessment](http://www.childrensmc.org/About/Us/Community_Health_Assessment)  
• Asked of all respondents about a randomly selected child in the household.  
Source: • 2015 PRC Child & Adolescent Health Survey-Kansas City, Professional Research Consultants, Inc. [Items 326-333]

# Number of Meals Eaten as a Family in the Past Week (Johnson & Wyandotte Counties, Kans. and Clay & Jackson Counties, Mo. , Children Age 2-17, 2015)

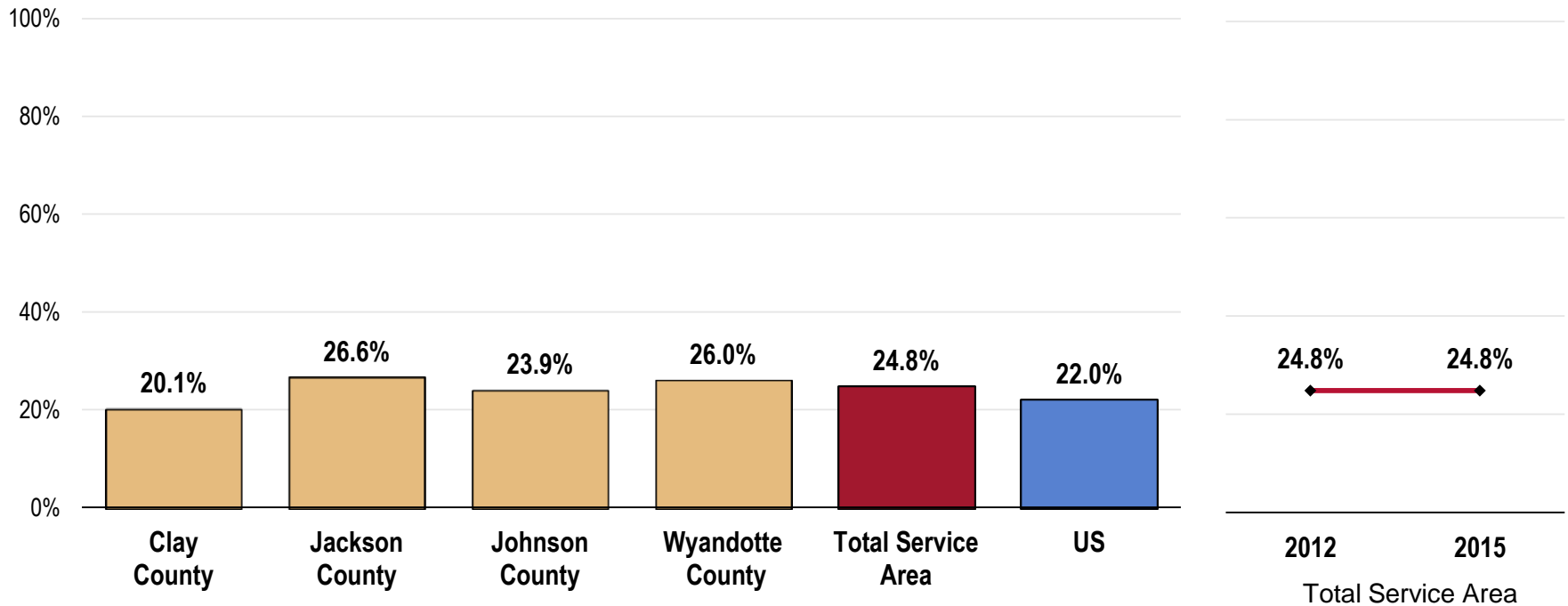


- Asked of all respondents for whom the randomly selected child in the household is between the ages of 2 and 17.



Notes: • Children's Mercy Hospital Community Health Needs Assessment, 2016. [www.childrensmercy/About.Us/Community\\_Health\\_Assessment](http://www.childrensmercy/About.Us/Community_Health_Assessment)  
• Asked of all respondents about a randomly selected child in the household.  
Source: • 2015 PRC Child & Adolescent Health Survey-Kansas City, Professional Research Consultants, Inc. [Items 326-333]

# Child Had Three or More Fast Food Meals in the Past Week (Johnson & Wyandotte Counties, Kans. and Clay & Jackson Counties, Mo., Children Age 2-17, 2015)



- Asked of all respondents for whom the randomly selected child in the household is between the ages of 2 and 17.

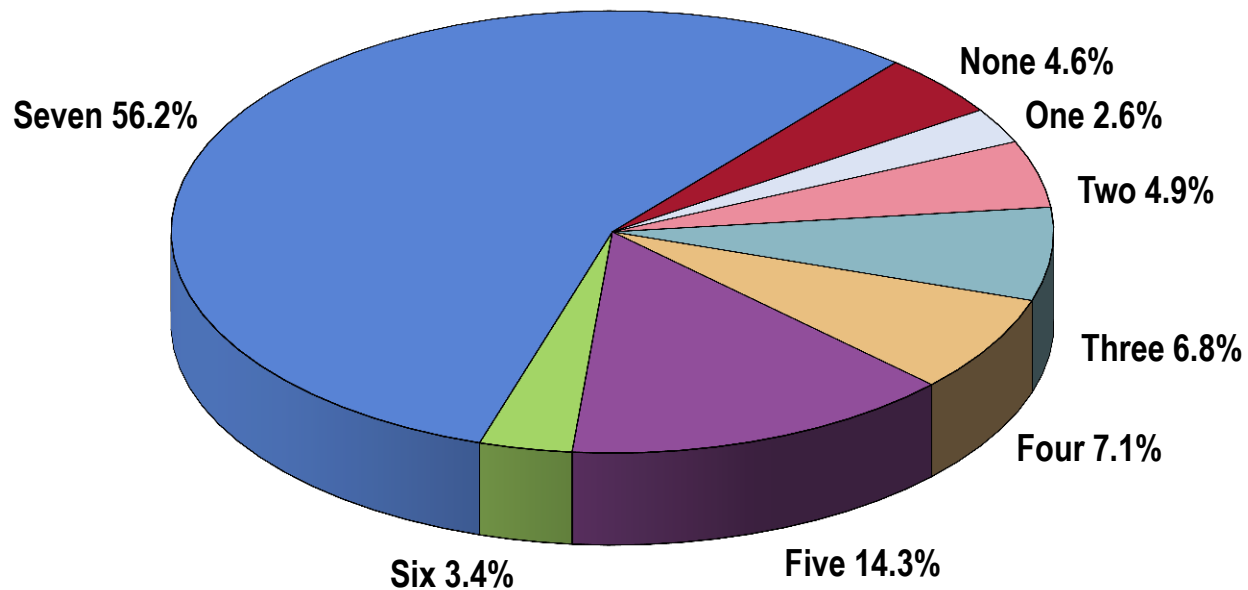


Notes: • Children's Mercy Hospital Community Health Needs Assessment, 2016. [www.childrensmercy.com/About/Us/Community\\_Health\\_Assessment](http://www.childrensmercy.com/About/Us/Community_Health_Assessment)

• Asked of all respondents about a randomly selected child in the household.

Source: • 2015 PRC Child & Adolescent Health Survey-Kansas City, Professional Research Consultants, Inc. [Items 326-333]

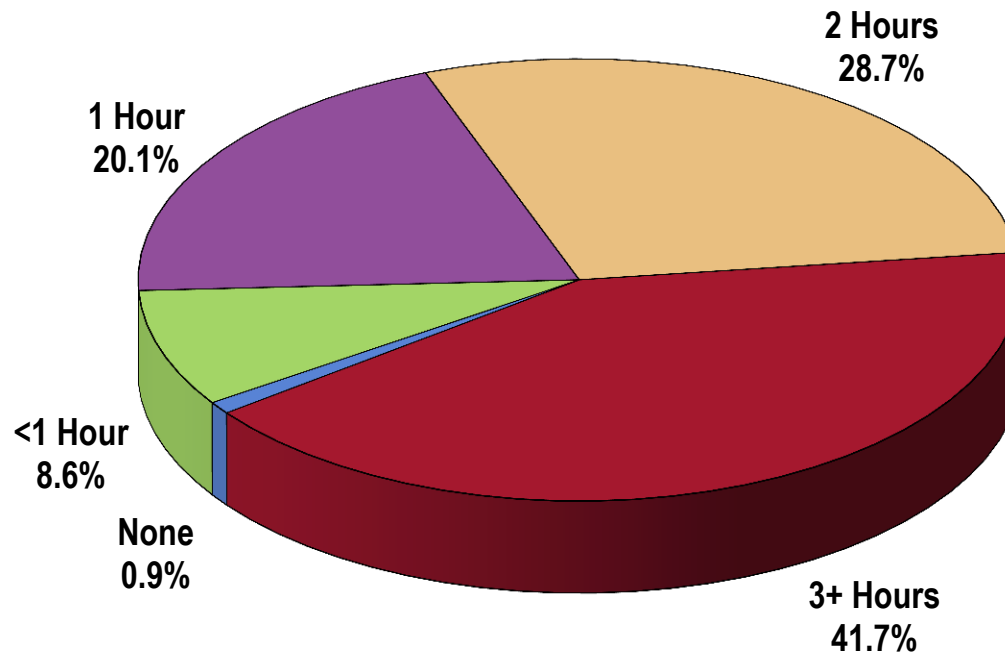
# Number of Days in the Past Week on Which Child Was Physically Active for One Hour or Longer (Johnson & Wyandotte Counties, Kans. and Clay & Jackson Counties, Mo., Children Age 2-17, 2015)



Notes: • Children's Mercy Hospital Community Health Needs Assessment, 2016. [www.childrensmercy.com/About/Us/Community\\_Health\\_Assessment](http://www.childrensmercy.com/About/Us/Community_Health_Assessment)  
• Asked of all respondents about a randomly selected child in the household.

Source: • 2015 PRC Child & Adolescent Health Survey-Kansas City, Professional Research Consultants, Inc. [Items 326-333]

# Hours per Weekday of Total screen Time (TV, Computer, Video Games, etc.) (Johnson & Wyandotte Counties, Kans. and Clay & Jackson Counties, Mo., Children Age 5-17, 2015)



- For this issue, respondents were asked about an average weekday.
- “Three or more hours” includes reported screen time of 180 minutes or more per day.

Notes: • Children’s Mercy Hospital Community Health Needs Assessment, 2016. [www.childrensmercy/About.Us/Community\\_Health\\_Assessment](http://www.childrensmercy/About.Us/Community_Health_Assessment)

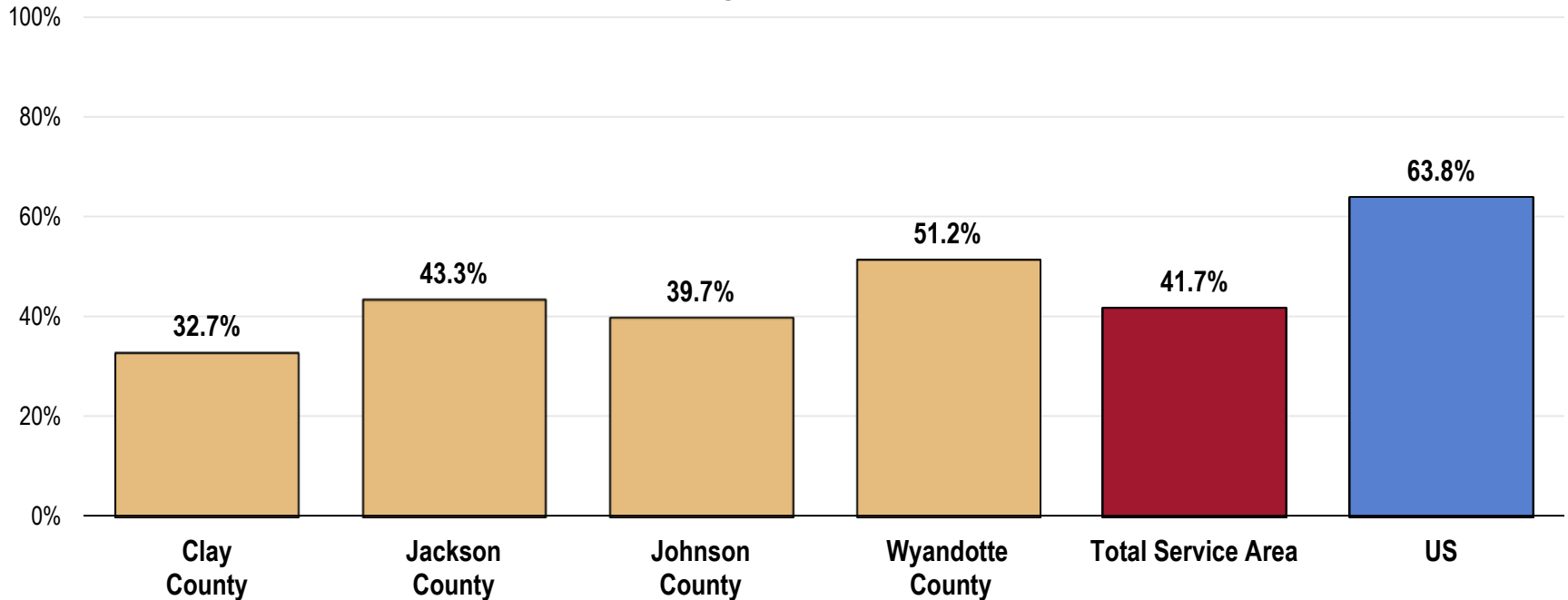
• Asked of all respondents about a randomly selected child in the household.

Source: • 2015 PRC Child & Adolescent Health Survey-Kansas City, Professional Research Consultants, Inc. [Items 326-333]





# Children With 3+ Hours per Weekday of Total Screen Time (TV, Computer, Video Games, etc.) (Johnson & Wyandotte Counties, Kans. and Clay & Jackson Counties, Mo., Children Age 5-17, 2015)



- For this issue, respondents were asked about an average weekday.
- “Three or more hours” includes reported screen time of 180 minutes or more per day.

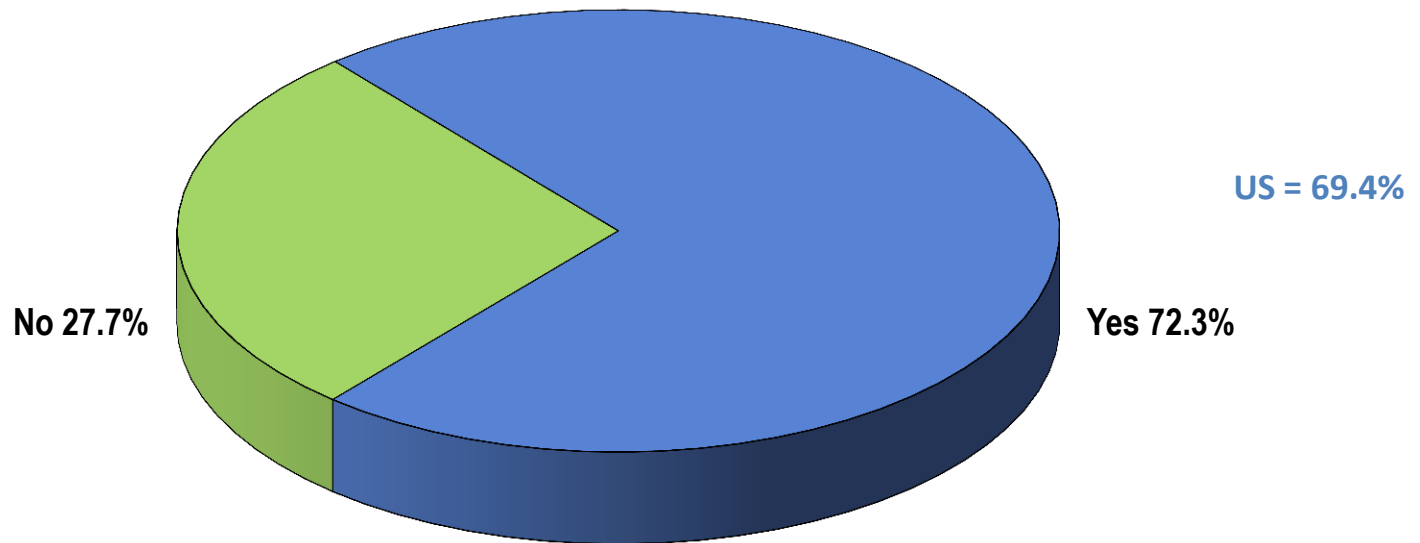


Notes: • Children's Mercy Hospital Community Health Needs Assessment, 2016. [www.childrensmercy/About.Us/Community\\_Health\\_Assessment](http://www.childrensmercy/About.Us/Community_Health_Assessment)  
• Asked of all respondents about a randomly selected child in the household.

Source: • 2015 PRC Child & Adolescent Health Survey-Kansas City, Professional Research Consultants, Inc. [Items 326-333]

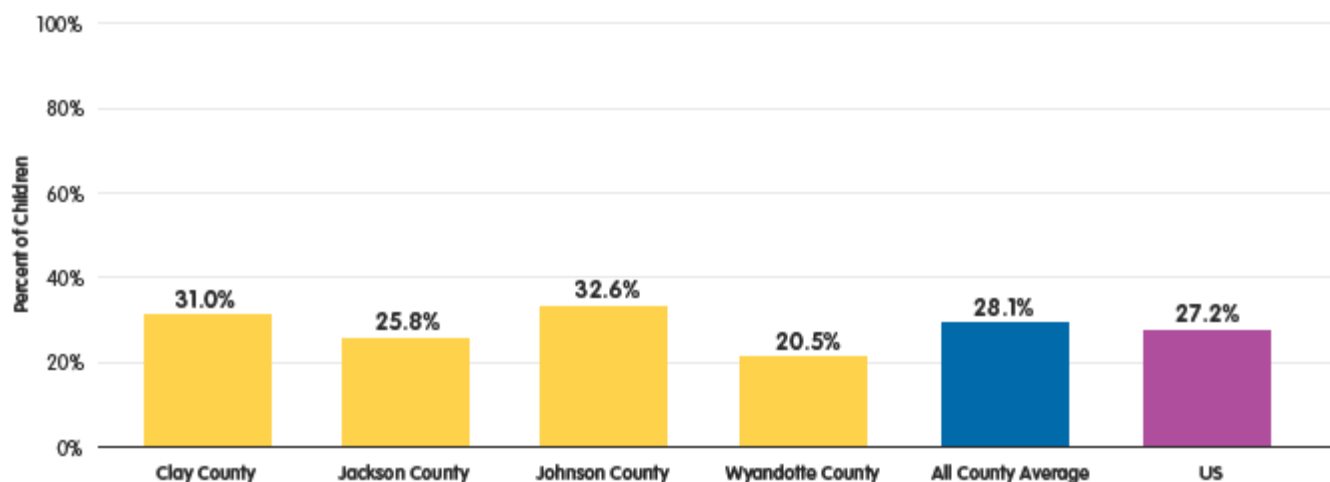
# Child Was Ever Fed Breast Milk

(Johnson & Wyandotte Counties, Kans. and Clay & Jackson Counties, Mo., 2015)  
Healthy People 2020 Target = 81.9% or Higher



Notes: • Children's Mercy Hospital Community Health Needs Assessment, 2016. [www.childrensmercy/About.Us/Community\\_Health\\_Assessment](http://www.childrensmercy/About.Us/Community_Health_Assessment)  
• Asked of all respondents about a randomly selected child in the household.  
Source: • 2015 PRC Child & Adolescent Health Survey-Kansas City, Professional Research Consultants, Inc. [Items 326-333]

## Child Was Exclusively Breastfed for at Least 6 Months (Clay and Jackson Counties - MO & Johnson and Wyandotte Counties - KS, 2015) Healthy People 2020 Target = 25.5% or Higher

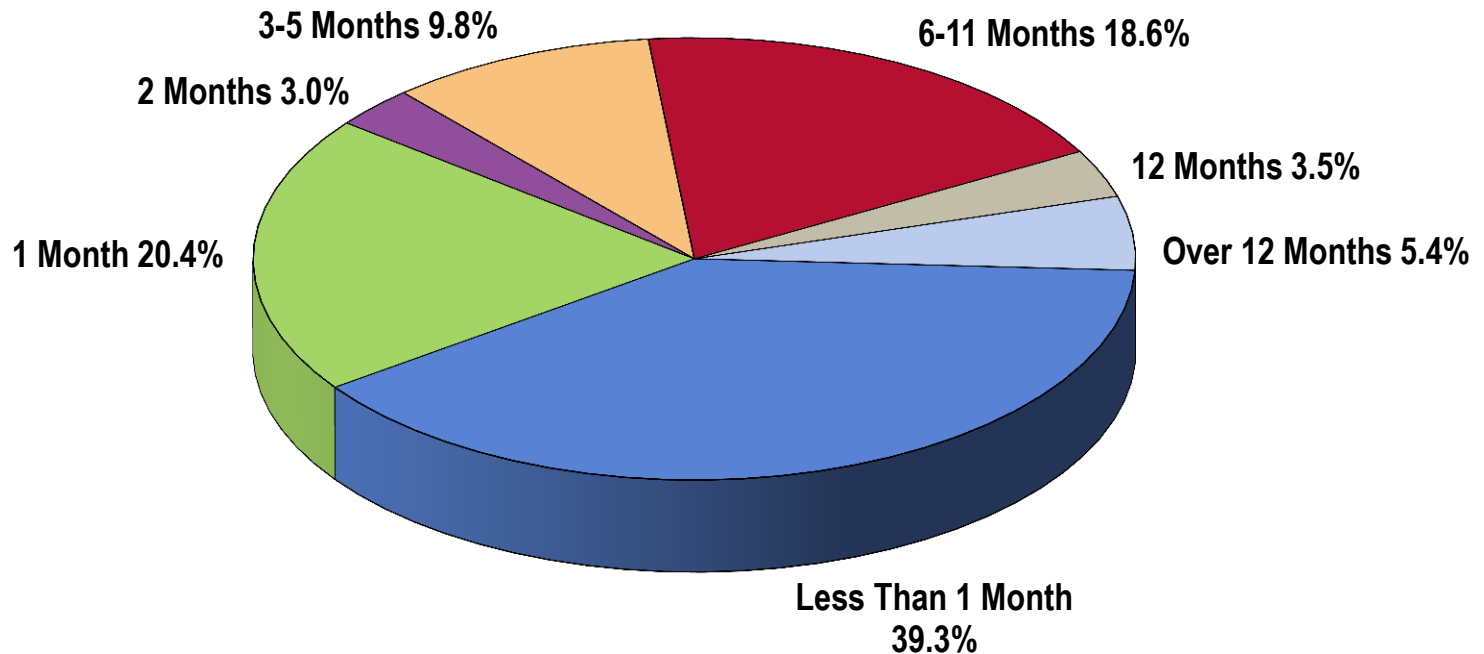


Notes: • Children's Mercy Hospital Community Health Needs Assessment, 2016. [www.childrensmc.org/About/Us/Community\\_Health\\_Assessment](http://www.childrensmc.org/About/Us/Community_Health_Assessment)  
• Asked of all respondents about a randomly selected child in the household.

Source: • 2015 PRC Child & Adolescent Health Survey, Professional Research Consultants, Inc. [Item 159]  
• 2014 PRC National Child & Adolescent Health Survey, Professional Research Consultants, Inc.  
• US Department of Health and Human Services. Healthy People 2020. December 2010.  
<http://www.healthypeople.gov> [Objective MICH-21.5]

# Age of Child When Introduced to Foods Other Than Breast Milk

(Among Johnson & Wyandotte Counties, Kans. and Clay & Jackson Counties, Mo., Children Who Were Ever Fed Breast Milk, 2015)



Notes: • Children's Mercy Hospital Community Health Needs Assessment, 2016. [www.childrensmercy/About.Us/Community\\_Health\\_Assessment](http://www.childrensmercy/About.Us/Community_Health_Assessment)

• Asked of all respondents about a randomly selected child in the household.

Source: • 2015 PRC Child & Adolescent Health Survey-Kansas City, Professional Research Consultants, Inc. [Items 326-333]