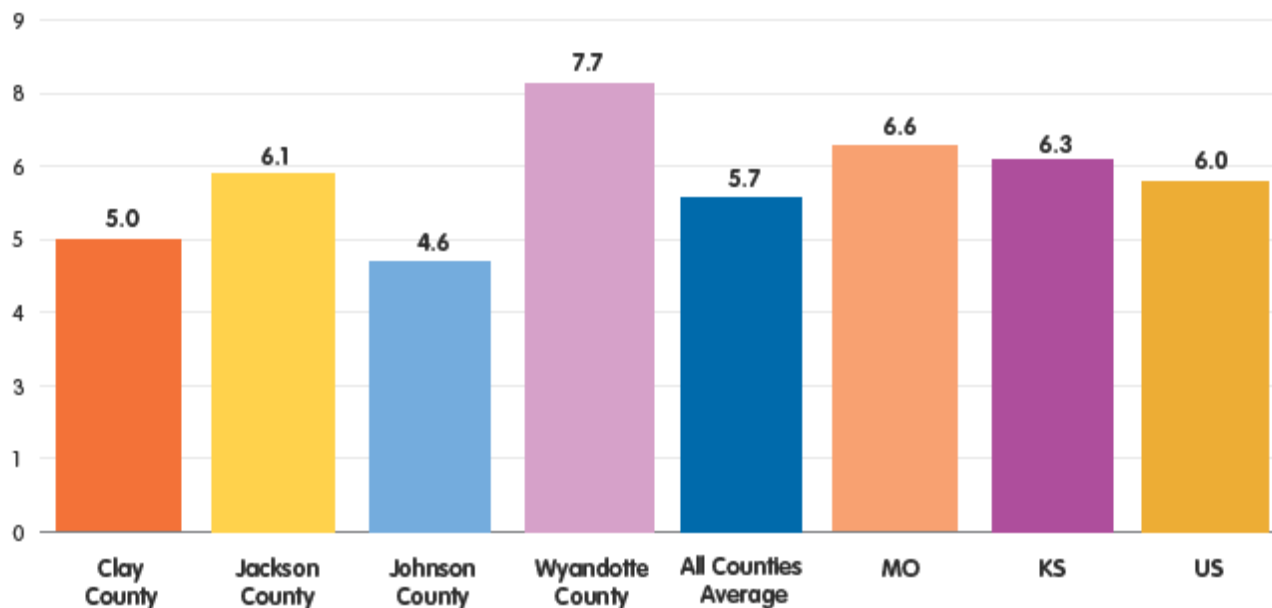


# Mortality

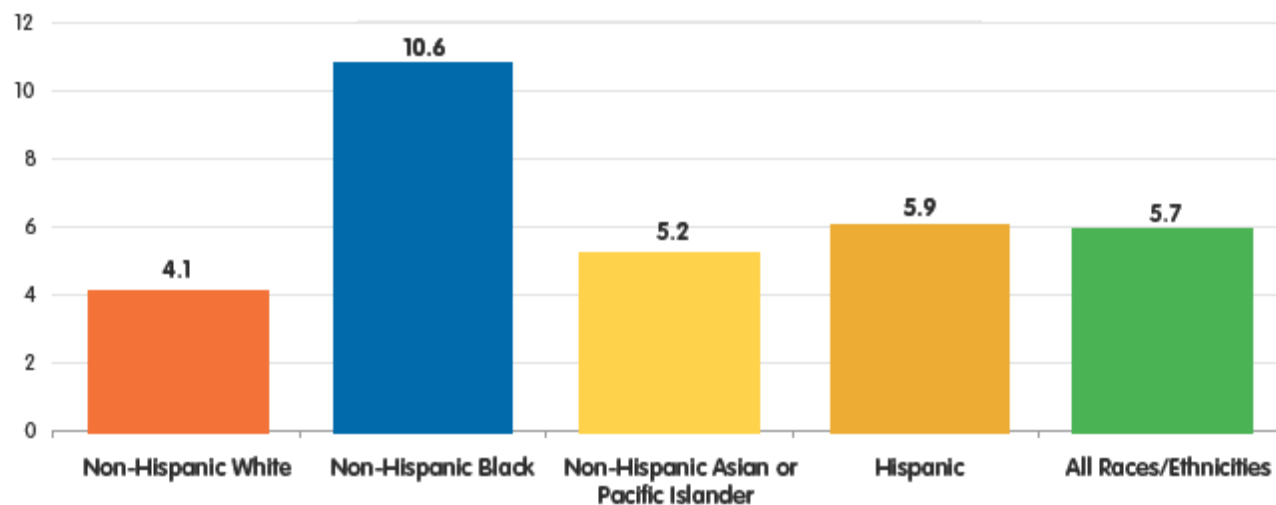
Infant Mortality, Child/Adolescent  
Mortality

## Infant Mortality Rate (Annual Average Infant Deaths per 1,000 Live Births, 2011-2013) Healthy People 2020 Target = 6.0 or Lower



- Notes:
- Children's Mercy Hospital Community Health Needs Assessment, 2016. [www.childrensmercy>About.Us/Community\\_Health\\_Assessment](http://www.childrensmercy>About.Us/Community_Health_Assessment)
  - Infant deaths include deaths of children under 1 year old.
  - This indicator is relevant because high rates of infant mortality indicate the existence of broader issues pertaining to access to care and maternal and child health.
- Sources:
- CDC WONDER Online Query System. Centers for Disease Control and Prevention, Epidemiology Program Office, Division of Public Health Surveillance and Informatics. Data extracted December 2015.
  - US Department of Health and Human Services. Healthy People 2020. December 2010. <http://www.healthypeople.gov> [Objective MICH-1.3]

## Infant Mortality by Race/Ethnicity (Annual Average Infant Deaths per 1,000 Live Births, 2011-2013) Healthy People 2020 Target = 6.0 or Lower



Notes: • Children's Mercy Hospital Community Health Needs Assessment, 2016. [www.childrensmc.org/About/Us/Community\\_Health\\_Assessment](http://www.childrensmc.org/About/Us/Community_Health_Assessment)  
• Infant deaths include deaths of children under 1 year old.

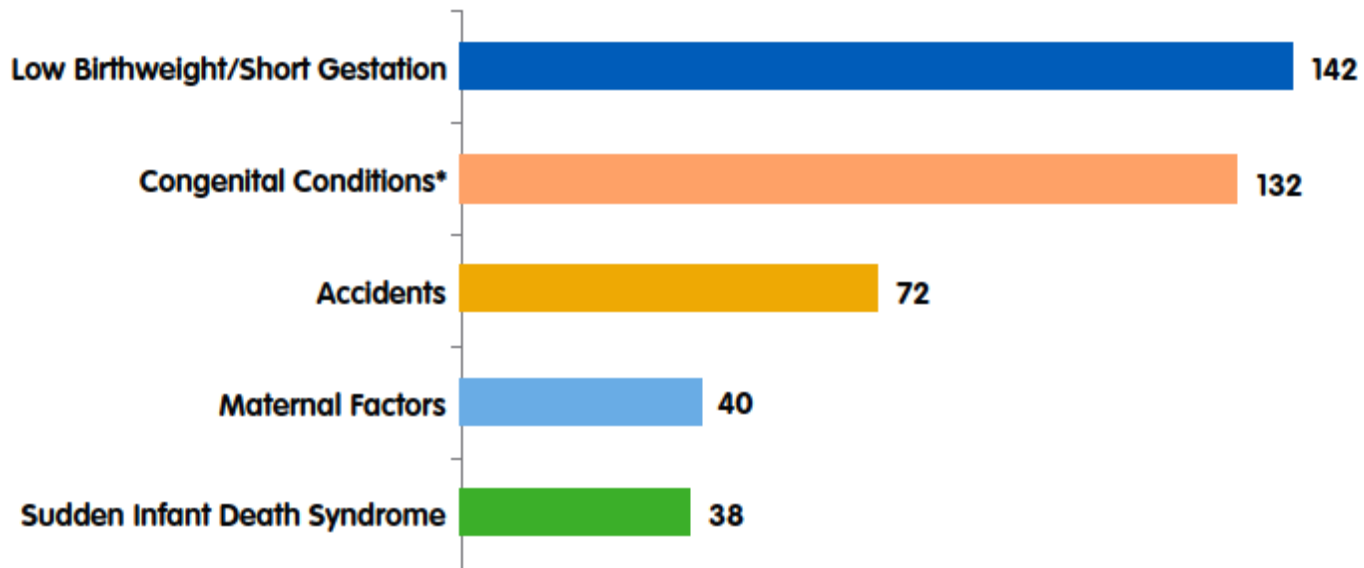
• This indicator is relevant because high rates of infant mortality indicate the existence of broader issues pertaining to access to care and maternal and child health.

Source: • CDC WONDER Online Query System. Centers for Disease Control and Prevention, Epidemiology Program Office, Division of Public Health Surveillance and Informatics. Data extracted December 2015.

• US Department of Health and Human Services. Healthy People 2020. December 2010. <http://www.healthypeople.gov> [Objective MICH-1.3]

# Leading Causes of Infant Mortality

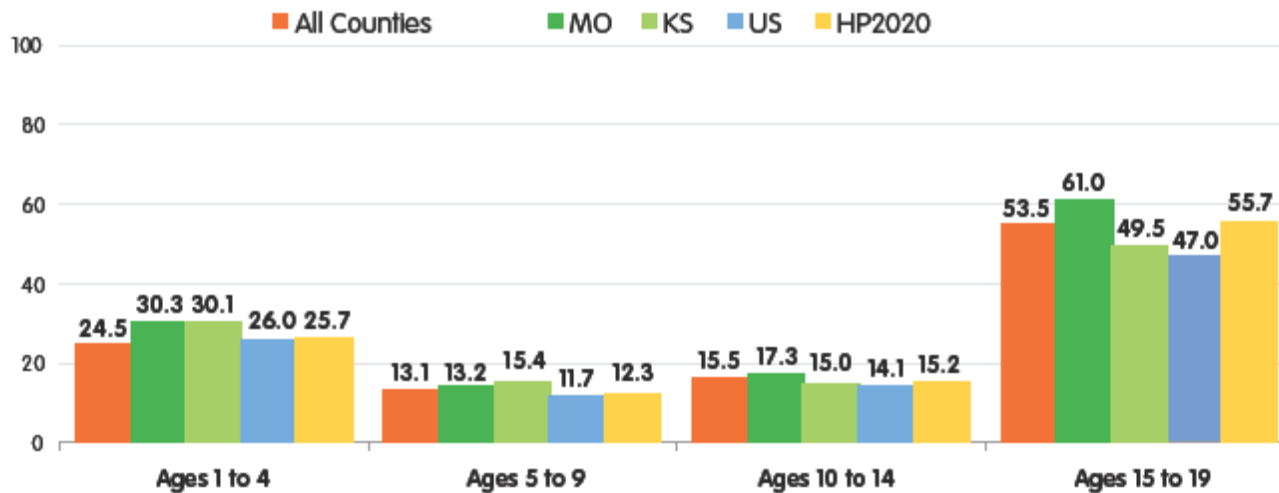
(Clay and Jackson Counties - MO & Johnson and Wyandotte Counties - KS, 2015)  
2009-2013



Notes: • Children's Mercy Hospital Community Health Needs Assessment, 2016. [www.childrensmc.org/About/Us/Community\\_Health\\_Assessment](http://www.childrensmc.org/About/Us/Community_Health_Assessment)  
• \*Congenital conditions include congenital malformations, deformations and chromosomal abnormalities.

Source: • CDC WONDER Online Query System. Centers for Disease Control and Prevention, Epidemiology Program Office, Division of Public Health Surveillance and Informatics. Data extracted December 2015.

## Child & Adolescent Mortality Rates by Age Group (Annual Average Child Mortality per 100,000 Population; 2011-2013)



Notes: • Children's Mercy Hospital Community Health Needs Assessment, 2016. [www.childrensmc.org/AboutUs/Community\\_Health\\_Assessment](http://www.childrensmc.org/AboutUs/Community_Health_Assessment)  
 • Rates are crude rates, representing the number of deaths of children in each age group per 100,000 population.

Sources: • CDC WONDER Online Query System. Centers for Disease Control and Prevention, Epidemiology Program Office, Division of Public Health Surveillance and Informatics. Data extracted December 2015.  
 • US Department of Health and Human Services. Healthy People 2020. December 2010. <http://www.healthypeople.gov> [Objective MICH-3.1]