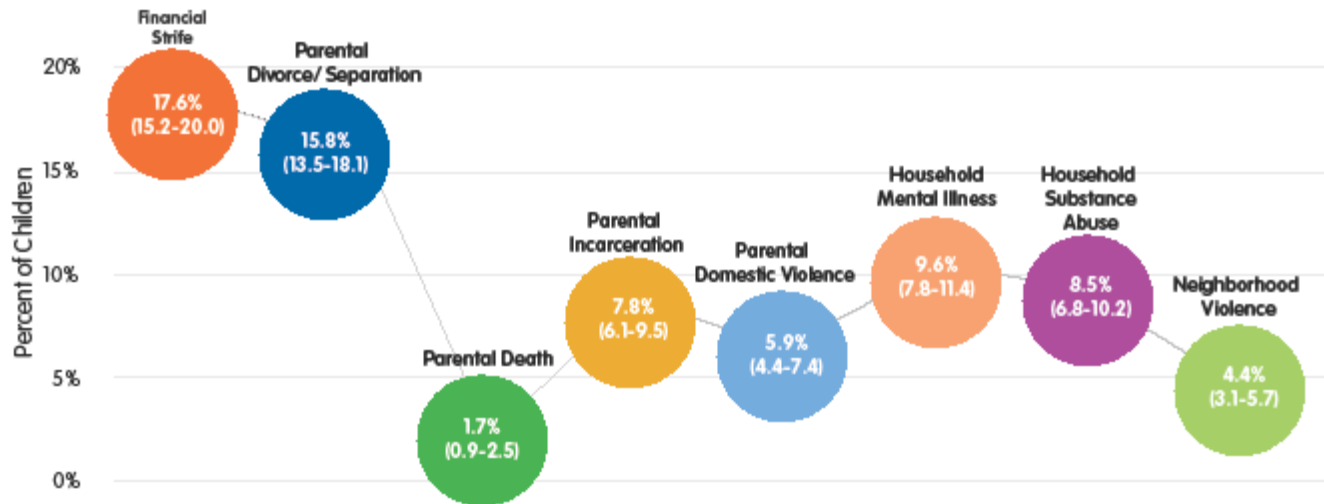


# Adverse Childhood Experiences

# Adverse Childhood Experiences (ACEs)

(Clay and Jackson Counties - MO & Johnson and Wyandotte Counties - KS, 2015)



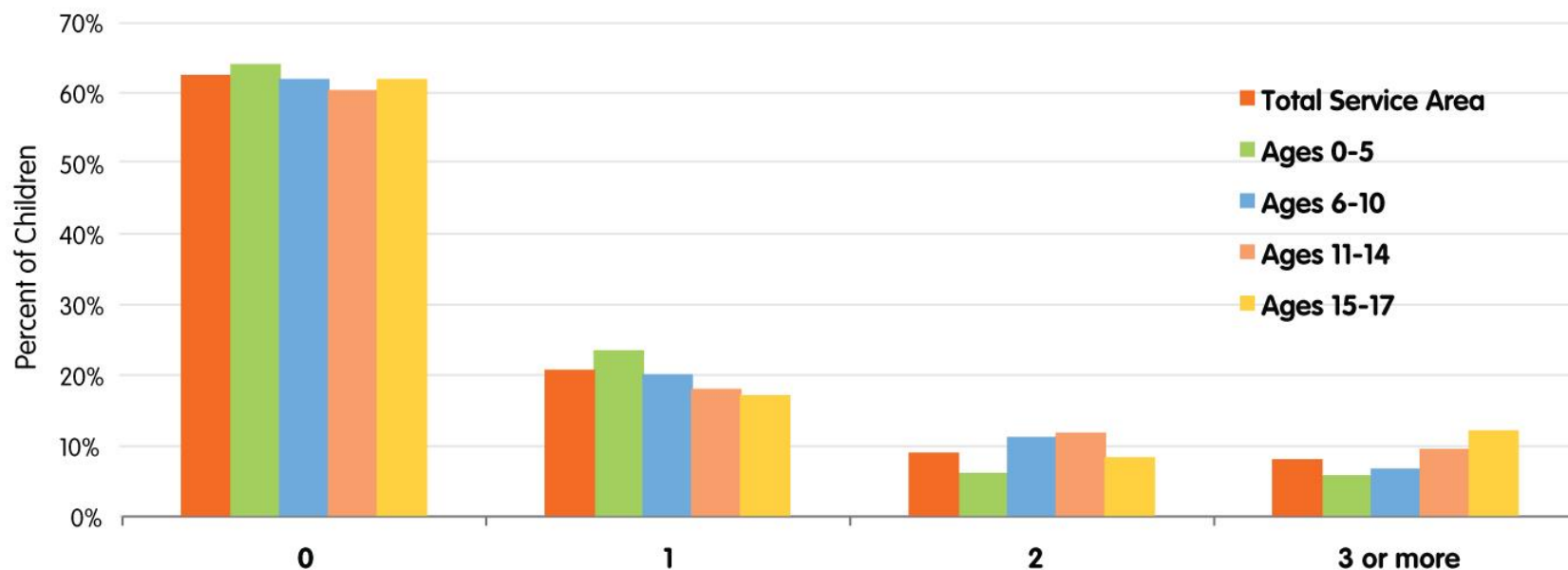
Notes: • Children's Mercy Hospital Community Health Needs Assessment, 2016. [www.childrensmercy/About.Us/Community\\_Health\\_Assessment](http://www.childrensmercy/About.Us/Community_Health_Assessment)

• Asked of all respondents about a randomly selected child in the household.

Source: • 2015 PRC Child & Adolescent Health Survey-Kansas City, Professional Research Consultants, Inc. [Items 326-333]

# Total Number of Adverse Childhood Experiences (ACEs)

(Total Service Area Children Age 0-17, 2015)



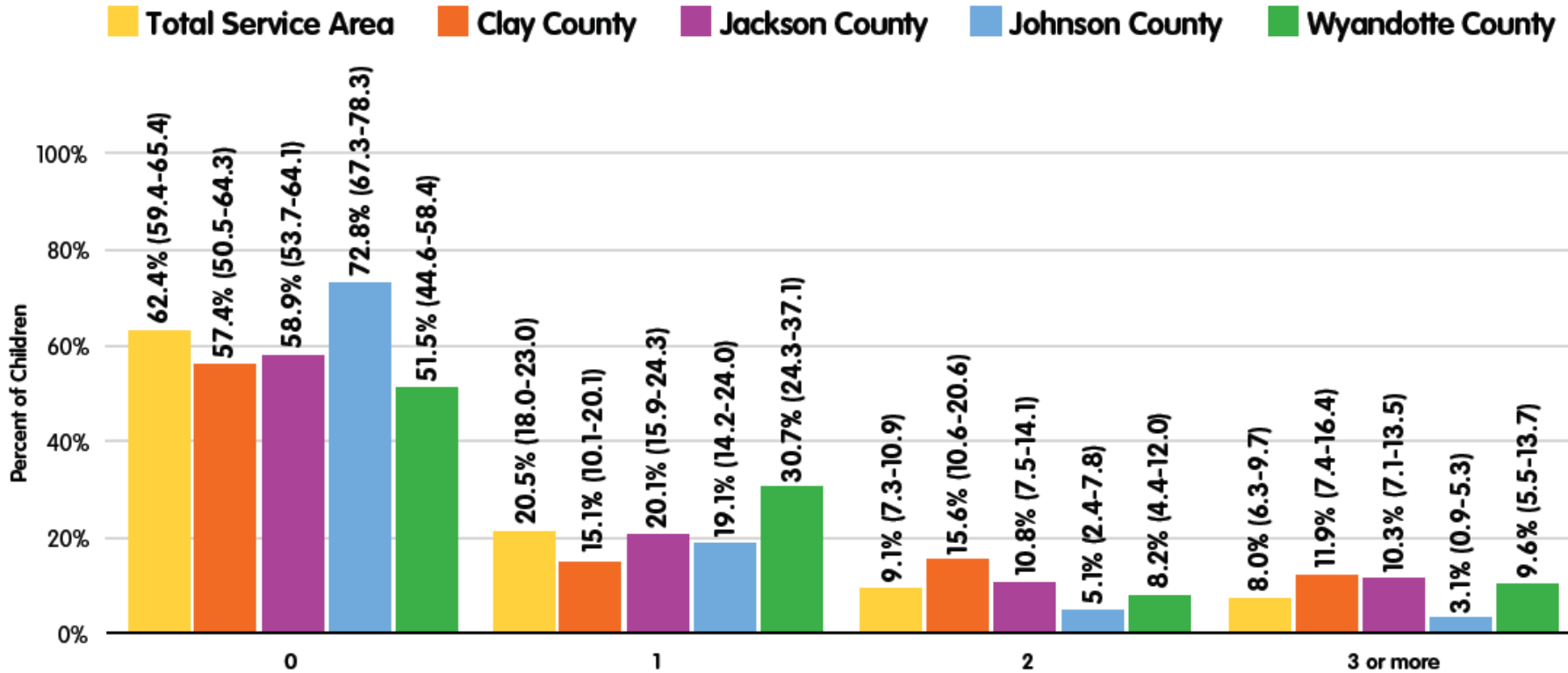
	0	1	2	3 or more
<b>Total Service Area</b>	<b>62.4% (59.4-65.4)</b>	<b>20.5% (18.0-23.0)</b>	<b>9.1% (7.3-10.9)</b>	<b>8.0% (6.3-9.7)</b>
<b>Ages 0-5</b>	<b>64.1% (57.4-70.8)</b>	<b>24.0% (18.0-30.0)</b>	<b>6.2% (2.8-9.6)</b>	<b>5.7% (2.4-9.0)</b>
<b>Ages 6-10</b>	<b>62.0% (56.1-67.9)</b>	<b>20.1% (15.2-25.0)</b>	<b>11.3% (7.4-15.2)</b>	<b>6.7% (3.6-9.8)</b>
<b>Ages 11-14</b>	<b>60.4% (55.0-65.8)</b>	<b>18.1% (13.8-22.4)</b>	<b>11.9% (8.3-15.5)</b>	<b>9.6% (6.3-12.9)</b>
<b>Ages 15-17</b>	<b>62.0% (56.1-67.9)</b>	<b>17.2% (12.6-21.8)</b>	<b>8.5% (5.1-11.9)</b>	<b>12.2% (8.2-16.2)</b>



Notes: • Children's Mercy Hospital Community Health Needs Assessment, 2016. [www.childrensmc.org/About/Us/Community\\_Health\\_Assessment](http://www.childrensmc.org/About/Us/Community_Health_Assessment)  
 • Asked of all respondents about a randomly selected child in the household.  
 Source: • 2015 PRC Child & Adolescent Health Survey-Kansas City, Professional Research Consultants, Inc. [Items 326-333]

# Total Number by County of Adverse Childhood Experiences (ACEs)

## (Total Service Area Children Age 0-17, 2015)



Notes: • Children's Mercy Hospital Community Health Needs Assessment, 2016. [www.childrensmercy.com/About/Us/Community\\_Health\\_Assessment](http://www.childrensmercy.com/About/Us/Community_Health_Assessment)  
 • Asked of all respondents about a randomly selected child in the household.

Source: • 2015 PRC Child & Adolescent Health Survey-Kansas City, Professional Research Consultants, Inc. [Items 326-333]

