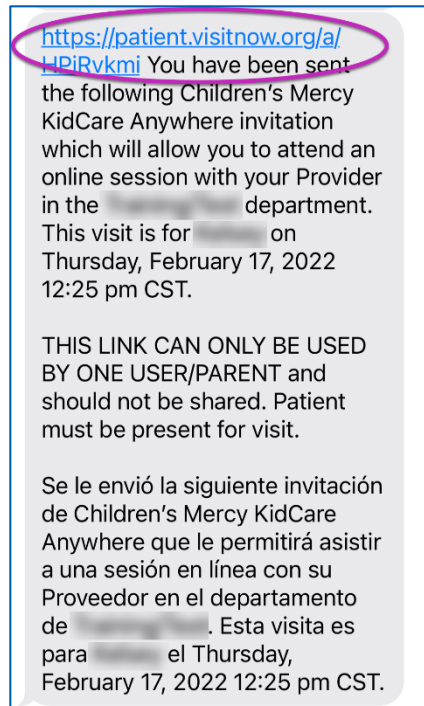
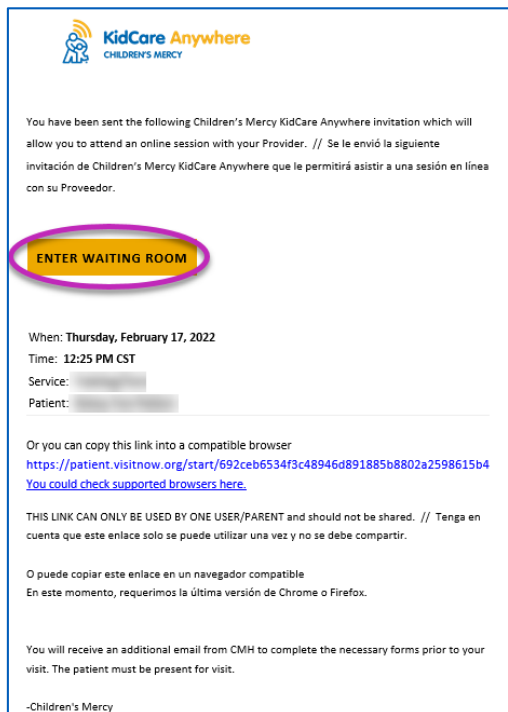


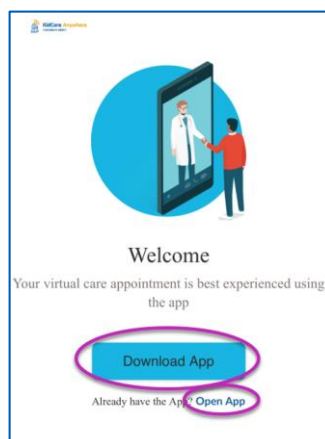
1. Dakika 15 kabla ya miadi yako iliyoratibiwa ya matibabu ya simu, bofya kiungo kilichotumwa kwako kwa barua pepe au ujumbe wa maandishi.

- Mtu 1 pekee ndiye anayeweza kuunganisha kwenye ziara kwa kutumia kiungo hiki. Mtoa huduma anaweza kualika mtu mwingine mara tu ziara inapoanza.

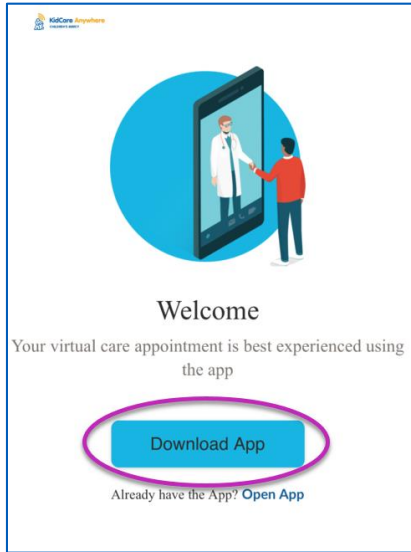


2. Ikiwa hujapakua programu, bofya Download App na ufuate maagizo ya kupakua.


- Ikiwa tayari umepakua programu, bofya Open App.



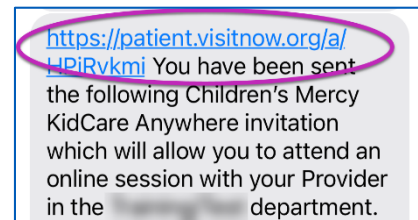
Kupakua Programu



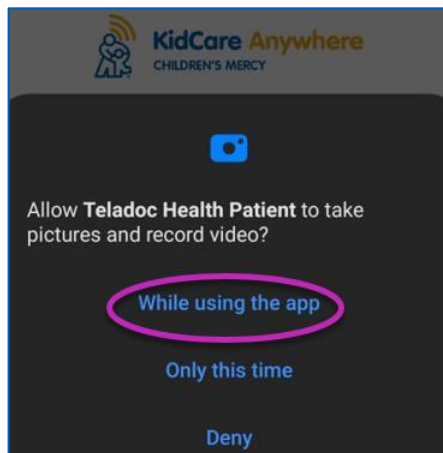
**Bofya kitufe cha
Download App.**



**Bofya Install ili
kupakua Teladoc
Health Patient App.**




**Baada ya programu
kupakuliwa, rudi
kwenye maandishi
au barua pepe yako
na ubofye kiungo
cha miadi.**

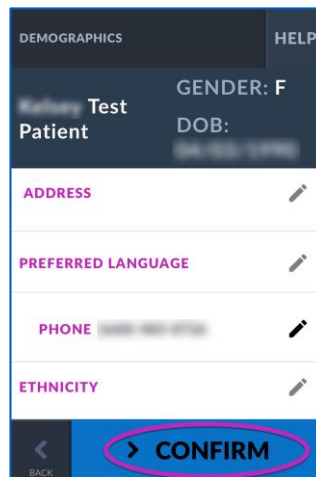


**Programu itaomba kufikia
kuchukua picha na
kurekodi video. Kubofya
While Using the App.
Fuata maelekezo hadi
ufikie skrini ya Check In.**

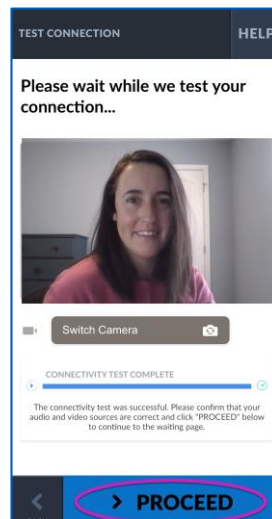
3. Bofya Check In.



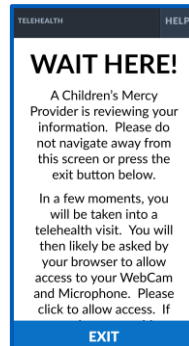
4. Pitia taarifa za mtoto wako na kisha ubofye Confirm.



5. Programu itajaribu muunganisho wako wa mtandao na kamera. Unapaswa kujiona kwenye skrini. Bofya Proceed pindi unapomaliza jaribio.




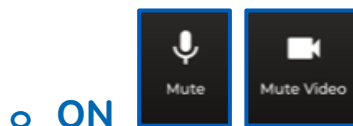
6. Utawekwa katika chumba cha kusubiria mtandaoni. Mtoa huduma atajiunga wakati wa ziara yako baada ya kukagua maelezo yako.
- **USIPUNGUZE** au kuondoka kwenye programu hadi baada ya ziara yako kukamilika.



MAELEZO WAKATI WA KUPIGA SIMU

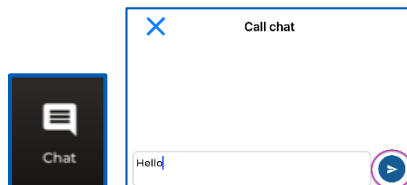
• Camera na Microphone

- Hakikisha kuwa camera na microphone zimewashwa. Bofya kitufe ili kuwasha na kuzima.



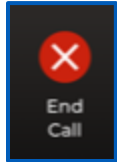
- Unaweza kutuma ujumbe wa mazungumzo kwa mtoa huduma wako wakati wa ziara hiyo. Bofya kitufe cha Chat ili kufungua mazungumzo.

- Andika ujumbe wako na bofya Send.



•Kumaliza ziara, bofya kitufe cha End Call.

- Ukikata simu kabla ya kumaliza, unaweza kubofya kiungo kutoka kwenye barua pepe yako au ujumbe wa maandishi na uingie tena. Hii inafanya kazi tu ndani ya dakika 5 baada ya kumaliza ziara.



Utatuzi wa shida

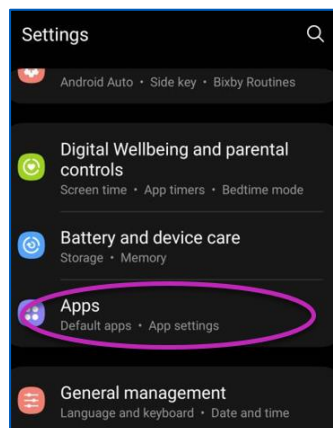
- Nina matatizo ya kamera au maikrofoni.

Ikiwa programu imepakuliwa, fuata maagizo haya ili kufikia mipangilio ya ruhusa ya maikrofoni na kamera.

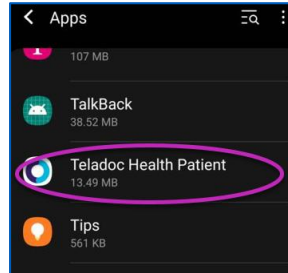
1. Fungua Settings.



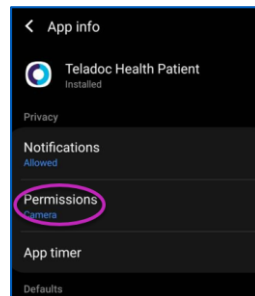
2. Tafuta na bofya Apps ili kufungua mipangilio ya programu.



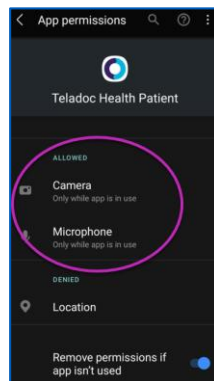
3. Tafuta na bofya programu ya Teladoc Health Patient ili kufungua mipangilio ya programu.



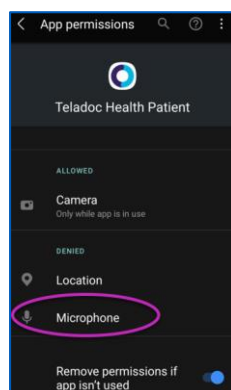
4. Bofya Permissions



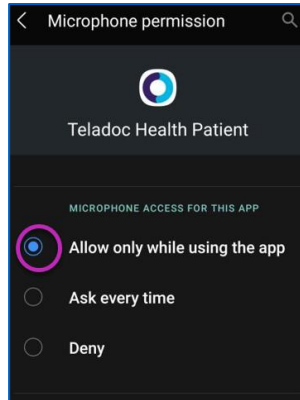
5. Menyu hii itakuonyesha kile ambacho kimeruhusiwa na kukataliwa.



- Ikiwa maikrofoni na kamera ziko chini ya Denied, bofya ili kuhariri mipangilio.

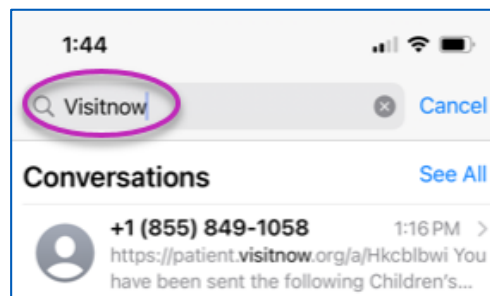


- Bofya Allow unapotumia programu tu kuruhusu maikrofoni na kamera zitumike kwenye programu.



o **Sijaweza kupata kiungo cha ziara yangu.**

- Kiungo hutumwa kwa barua pepe na simu yako mara nyingi kabla ya wakati wa ziara yako.
 - o Saa 24 kabla
 - o Dakika 15 kabla
- Mtu 1 pekee ndiye anayeweza kuunganisha kwenye ziara kwa kutumia kiungo hiki. Mtoa huduma anaweza kualika mtu mwingine mara tu ziara inapoanza.
- Tafuta "Visitnow" kwenye ujumbe wako wa maandishi au barua pepe
 - o Hakikisha kuwa umeangalia folda zako za barua pepe Takataka au Taka



Kwa usaidizi wa kiufundi, piga simu (816) 302-7895

Ili kupanga upya miadi yako, piga simu (816) 234-3700