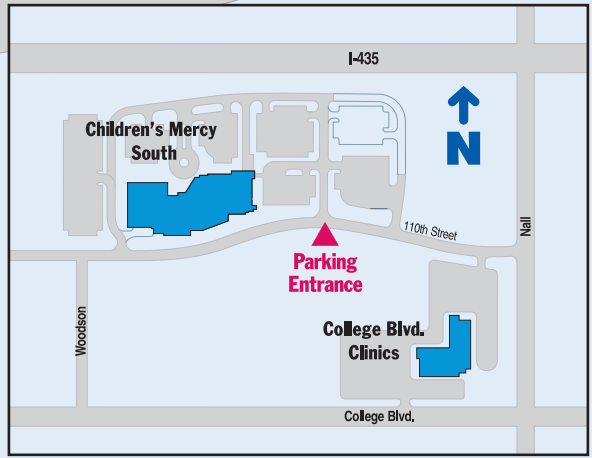


# First Floor

## LEGEND

-  Ocean Side Café
-  Department Entry/ Check-In
-  Information/Security Check-In
-  Parking
-  Restrooms
-  Elevator



110th Street

Parking Entrance



**Children's Mercy**  
**SOUTH**  
[www.childrensmercy.org](http://www.childrensmercy.org)

# Directions to Children's Mercy South

## From the North (Kansas)

Take I-35 South to Overland Parkway (*US Highway 69 South*). Follow Overland Parkway South to I-435 East.

Take I-435 East to Roe/Nall Exit.

Turn Right (*south*) on Nall

Turn Right (*west*) on 110th Street (*stoplight*).

Children's Mercy South is one block west of Nall at 110th Street.

Follow signs for parking.

## From the North (Missouri)

Take I-435 South. Stay on I-435 to I-435 West. Take I-435 West to Roe/Nall Exit.

Stay on exit road to Nall.

Turn Left (*south*) on Nall.

Turn Right (*west*) at 110th Street (*stoplight*).

Children's Mercy South is one block west of Nall on 110th Street.

Follow signs for parking.

## From the South (Kansas)

Take I-35 North to I-435 East.

Take I-435 East to Roe/Nall Exit.

Turn Right (*south*) on Nall.

Turn Right (*west*) at 110th Street (*stoplight*).

Children's Mercy South is one block west of Nall on 110th Street.

Follow signs for parking.

## From the South (Missouri)

Take US Highway 71 North to I-435 West.

Take I-435 West to Roe/Nall Exit.

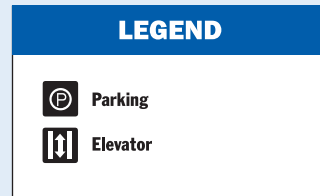
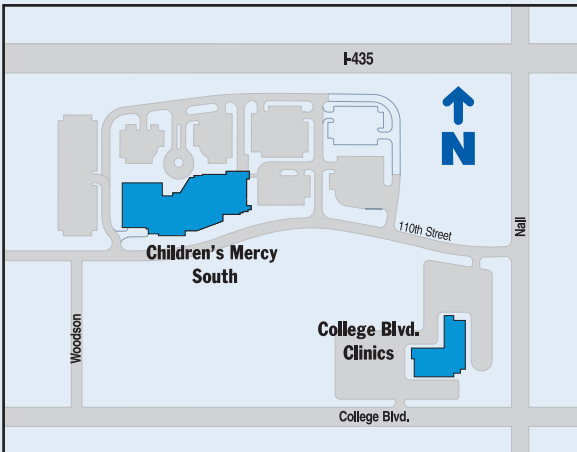
Stay on exit road to Nall.

Turn Left (*south*) on Nall.

Turn Right (*west*) at 110th Street (*stoplight*).

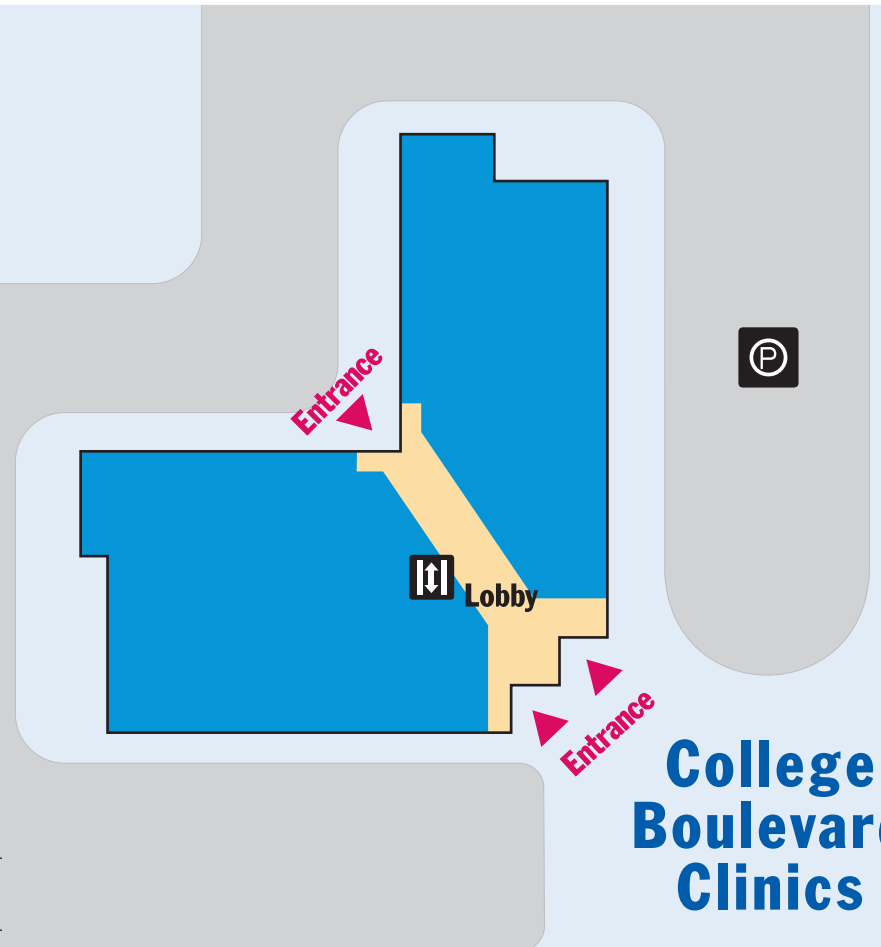
Children's Mercy South is one block west of Nall on 110th Street.

Follow signs for parking.



**College Boulevard Clinics:**  
 Developmental and Behavioral, Suite 130  
 ENT, Suite 415  
 Hearing and Speech, Suite 370  
 Physical and Occupational Therapy, Suite 340

Notes \_\_\_\_\_



**College Boulevard Clinics**